















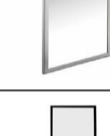

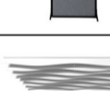
JOINERY SCHEDULE																
REF	DESCRIPTION	BENCHTOP	EXTERNAL CARCASS	OVERHEAD DOORS	UNDERBENCH DOOR / DRAWERS	FH DOORS	BULKHEAD / INFILL	TOEKICK	OPEN SHELVES	INTERNAL CARCASS	BACK PANEL FINISH	EQUIPMENT	HARDWARE	NOTES	RM NUMBER	COUNT
J:01	CUSTOMER SERVICES DESK	LP03	LP02	-	-	-	-	LP03	-	LP01	LP01				G:02	1
J:02	SELF HELP DESK	LP03	LP02	-	-	-	-	LP03	-	-	-				G:01	1




JOINERY FINISHES SCHEDULE					
CODE	TYPE	COLOUR FINISH	SUPPLIER	NOTES	IMAGE
LM01	LOW PRESSURE LAMINATE	WARM WHITE,NATURALE	LAMINEX - MELTECA	MDF/PLY TO SUIT APPLICATION	
LM02	LOW PRESSURE LAMINATE	BULLET,NATURALE	LAMINEX - MELTECA	MDF/PLY TO SUIT APPLICATION	
LM03	LOW PRESSURE LAMINATE	NZ TAWA,NATURALE	LAMINEX - MELTECA	MDF/PLY TO SUIT APPLICATION	



PAINTING SCHEDULE					
CODE	DESCRIPTION	COLOUR	SUPPLIER	NOTES	IMAGE
PA:01	RESENE LOW SHEEN VINYLACRYLIC	HALF BLACK WHITE N94-004-096	RESENE	LOW VOC	
PA:02	RESENE LOW SHEEN VINYLACRYLIC	QUARTER MASALA N56-004-072	RESENE	LOW VOC	
PC:01	POWDER COAT	MANNEX MATT WHITE 9151171Z	DULUX	DURALLOY	
PC:02	POWDER COAT	MANNEX MATT BLACK 9159066Z	DULUX	DURALLOY	

LINING SCHEDULE - APPLIED WALL FINISHES									
CODE	TYPE	PRODUCT	FIXINGS	SKIRTING	SUPPLIER	FIRE RATING	NOTES	IMAGE	
LI:01	ACOUSTIC WALL PANEL	AUTEX COMPOSITION - CIVIC	Pell'n Slick Tiles		AUTEX				

FLOOR FINISHES SCHEDULE										
CODE	TYPE	PRODUCT	DESCRIPTION	SUPPLIER	FIRE RATING	NOTES	LEAD TIME	AREA	IMAGE	
CA01	CARPET TILE	PACIFIC - MURIWAI LAVA - 42G6X-S904K	LOOP CARPET TILE, 610x610x5.75	JACOBSEN				73.65 m²		
EM01	ENTRY MAT	ADVANCE MATTING - GUARDIAN	1800 x 1200 THROWDOWN ENTRY MAT - GREY	ADVANCE MATTING				2.16 m²		

FITTINGS & FIXTURES SCHEDULE										
CODE	DESCRIPTION	MODEL	FINISH	SUPPLIER	NOTES	STATUS	COUNT	IMAGE		
AC:01	TOILET ROLL DISPENSER	CORELESS MIDSIZE TOILET ROLL DISPENSER - 558040		TORK			1			
AC:02	SOAP DISPENSER	TORK MINI SOAP DISPENSER - 561000		TORK			1			
AC:03	HAND TOWEL DISPENSER	TORK Xpress® MULTIFOLD HAND TOWEL DISPENSER		TORK			1			
AC:04	MIRROR	PROGETTO FRAME 900 RECTANGLE MIRROR - FR90		PLUMBLINE			1			
AC:05	ACOUSTIC SCREEN	PORTABLE WORK STATION SCREEN		VERSARE	COLOUR - CHARCOAL GREY FABRIC AND OPAL WHITE POLYLCARBONATE		1			
AC:06	ACOUSTIC SCREEN	PORTABLE WORK STATION SCREEN		VERSARE	COLOUR - CHARCOAL GREY FABRIC AND OPAL WHITE POLYLCARBONATE		1			
AP:01	MODULAR ACOUSTIC CEILING SYSTEM TARGETED FOR SOUND ABSORPTION	Quietspace® Frontier Talus		AUTEX ACOUSTICS	COLOUR - PAVILLION		2			

PLUMBING FIXTURES SCHEDULE									
CODE	DESCRIPTION	MODEL	FINISH	SUPPLIER	NOTES	STATUS	COUNT	IMAGE	
EQ:01	SINGLE DISHDRAWER	Single DishDrawer™ Dishwasher, Tall - DD60SCTW9		Fisher & Paykel Appliances			1		
SAN:01	TOILET SUITE	PROGETTO EVO 70 COMFORT BACK - EVB70N		PLUMBLINE			1		
SAN:02	BASIN, WALL HUNG	PREMIUM 40 BASIN - 40VP		PLUMBLINE			1		

FLOOR FINISHES SCHEDULE										
CODE	TYPE	PRODUCT	DESCRIPTION	SUPPLIER	FIRE RATING	NOTES	LEAD TIME	AREA	IMAGE	
CA01	CARPET TILE	PACIFIC - MURIWAI LAVA - 42G6X-S904K	LOOP CARPET TILE, 610x610x5.75	JACOBSEN				73.65 m²		
EM01	ENTRY MAT	ADVANCE MATTING - GUARDIAN	1800 x 1200 THROWDOWN ENTRY MAT - GREY	ADVANCE MATTING				2.16 m²		

GENERAL NOTES

- ASSOCIATED DOCUMENTS
 - ALL DRAWINGS MUST BE READ IN CONJUNCTION WITH THE SCHEDULES, TECHNICAL SPECIFICATIONS AND CONTRACT DOCUMENTS.
 - ANY DISCREPANCIES ARE TO BE CLARIFIED WITH THE DESIGNER BEFORE ORDERING OR MANUFACTURING.
- REFER TO 600 SERIES SHEETS FOR DETAILS TO ALL NEW PARTITIONS.
- REFER TO THE SCHEDULES FOR DETAILS OF ALL INTERIOR CODED ELEMENTS SHOWN ON THE DRAWINGS.
- THE SCHEDULE DESCRIBES IN DETAIL FINISHES, MATERIALS, FIXINGS AND COMPONENT ASSEMBLIES.
- REFER TO SERVICE ENGINEER DRAWINGS FOR STRUCTURAL, ELECTRICAL, MECHANICAL, ACOUSTIC AND PASSIVE FIRE DETAILS AND PLANS.

JOINERY NOTES

- SITE DIMENSIONS
 - THE CONTRACTOR IS TO CONFIRM ALL FINISHED WALL MEASUREMENTS ON SITE PRIOR TO JOINERY CONSTRUCTION TO ENSURE FIT.
 - ANY DISCREPANCIES ARE TO BE CLARIFIED WITH THE DESIGNER.
- ASSOCIATED DOCUMENTS
 - REFER TO JOINERY SCHEDULE FOR HARDWARE.
 - REFER TO THE FURNITURE PLAN FOR LOCATION OF UNITS AND DETAILS TO ALL WALL AND FLOOR TYPES AND FINISHES.
 - REFER TO THE KITCHEN BENCH AND UTILITY BENCH DETAIL DRAWINGS.
- JOINERY CONTRACTOR
 - SHOP DRAWINGS TO BE PROVIDED PRIOR TO JOINERY CONSTRUCTION.
 - THE CONTRACTOR IS TO VERIFY ACCESS TO SITE FOR LOADING NEW JOINERY ITEMS PRIOR TO INSTALLATION AND CONFIRM ACCEPTANCE.
 - THE CONTRACTOR IS TO PROVIDE ALL ACCESS CUT OUTS AND CO-ORDINATE WITH PLUMBING AND ELECTRICAL TRADES.
 - CONFIRM ALL EQUIPMENT DIMENSIONS WITH PRIOR TO JOINERY CONSTRUCTION TO ENSURE FIT.
 - ALL WELDED FRAME JOINTS TO BE DEBURRED AND BUFFED TO FLUSH FINISH.
 - MOISTURE RESISTANT MDF TO BE USED FOR ALL WET AREA AND KITCHEN / TEA ROOM JOINERY.
 - WHERE ADJUSTABLE SHELVES SHOWN WITH SINKS CUT OUT TO ENABLE PIPEWORK, EDGE TO ALL EXPOSED FACES.
 - ALL DOORS/DRAWERS TO HAVE SOFT CLOSE FUNCTION.
- VENTILATION
 - THE CUPBOARD CONTAINING THE WATER CHILLER UNIT IS TO HAVE CONCEALED VENTILATION AS REQUIRED BY THE MANUFACTURERS SPECIFICATIONS.

FURNITURE & FITTINGS NOTES

- SITE DIMENSIONS
 - CONFIRM PARTITION SETOUT ON SITE WITH ARCHITECT.
 - THE CONTRACTOR IS TO VERIFY ALL DIMENSIONS ON SITE BEFORE ORDERING OR MANUFACTURING.
- ASSOCIATED DOCUMENTS
 - TO BE READ IN CONJUNCTION WITH THE ARCHITECTURAL SCHEDULES.
 - REFER TO JOINERY DETAIL DRAWINGS FOR ALL FF&E AND ACCESSORY ITEMS ASSOCIATED WITH JOINERY. NOT ALL ITEMS ARE CODED IN THIS DRAWING.
 - REFER COMMUNICATIONS AND ELECTRICAL FOR ALL AV EQUIPMENT.
- FURNITURE CONSTRUCTION AND FINISHES
 - ALL ITEMS TO BE INSTALLED AS PER MANUFACTURER'S RECOMMENDATIONS.
 - ALL ITEMS TO BE ACCESSIBLE AND AMBULANT FACILITIES TO BE INSTALLED IN ACCORDANCE WITH NZS4121:2011 TO ENSURE COMPLIANCE.
 - CHECK ALL ACCESSORY, FIXTURE AND EQUIPMENT DIMENSIONS AND SPECIFICATIONS AND REQUIREMENTS PRIOR TO INSTALLATION.
 - MANUFACTURER/INSTALLER TO ENSURE SHELVING IS SECURELY FIXED TO WALL TO PREVENT TOPPLING.
 - ALL LARGE ITEMS MUST BE DEMOUNTABLE TO BE ABLE TO FIT INSIDE 850mm WIDE OPENING.
 - WHERE PROPRIETARY ITEM IS SPECIFIED, IT IS INTENDED THAT THE ITEM SUPPLIED BE THAT PRODUCT. IF THE ITEM HAS BEEN DISCONTINUED OR SUPERSEDED THE CONTRACTOR IS TO SUPPLY THE LATEST RELEASED EQUIVALENT OR BETTER FOR APPROVAL BY THE DESIGNER.
- WINDOW TREATMENTS
 - ALL NEW BLINDS AND CURTAINS ARE TO BE AS SHOWN ON PLAN.
- SITE ACCESS
 - CONTRACTOR IS TO VERIFY ACCESS TO SITE FOR LOADING NEW FURNITURE PRIOR TO INSTALLATION AND CONFIRM ACCEPTANCE.

ITEM CODES:

- EQ DENOTES EQUIPMENT
- J DENOTES JOINERY ITEMS
- AC ACCESSORIES
- SAN SANITARY
- TA TAPWARE

FOR TENDER/BUILDING CONSENT

C	REVISED TENDER	20/03/23
B	REVISED TENDER/BUILDING CONSENT	08/07/22
A	FOR TENDER/BUILDING CONSENT	03/09/21
No	Revision	Drawn Date



GHDWOODHEAD
creativespaces

Level 3, GHD Centre 27 Napier Street
Freemans Bay, Auckland 1011 New Zealand
T 61 9 370 8000 F 61 9 370 8001
E akimail@ghd.com W www.ghd.com

Conditions of Use.
This document may only be used by GHD's client (and any other person who GHD has agreed can use this document) for the purpose for which it was prepared and must not be used by any other person or for any other purpose.

DO NOT SCALE

Scale As indicated

Client **WAITOMO DISTRICT COUNCIL**
Project **iSITE / RWB1 REFURBISHMENT**
Title **INTERIOR SCHEDULES**

Original Size **A1** Drawing No: **12545999-AB005**

Rev: **C**

GENERAL NOTES

- ASSOCIATED DOCUMENTS
 - ALL DRAWINGS MUST BE READ IN CONJUNCTION WITH THE SCHEDULES, TECHNICAL SPECIFICATIONS AND CONTRACT DOCUMENTS.
 - ANY DISCREPANCIES ARE TO BE CLARIFIED WITH THE DESIGNER BEFORE ORDERING OR MANUFACTURING.
- REFER TO 600 SERIES SHEETS FOR DETAILS TO ALL NEW PARTITIONS.
- REFER TO THE SCHEDULES FOR DETAILS OF ALL INTERIOR CODED ELEMENTS SHOWN ON THE DRAWINGS.
- THE SCHEDULE DESCRIBES IN DETAIL FINISHES, MATERIALS, FIXINGS AND COMPONENT ASSEMBLIES.
- REFER TO SERVICE ENGINEER DRAWINGS FOR STRUCTURAL, ELECTRICAL, MECHANICAL, ACOUSTIC AND PASSIVE FIRE DETAILS AND PLANS.

DEMOLITION NOTES

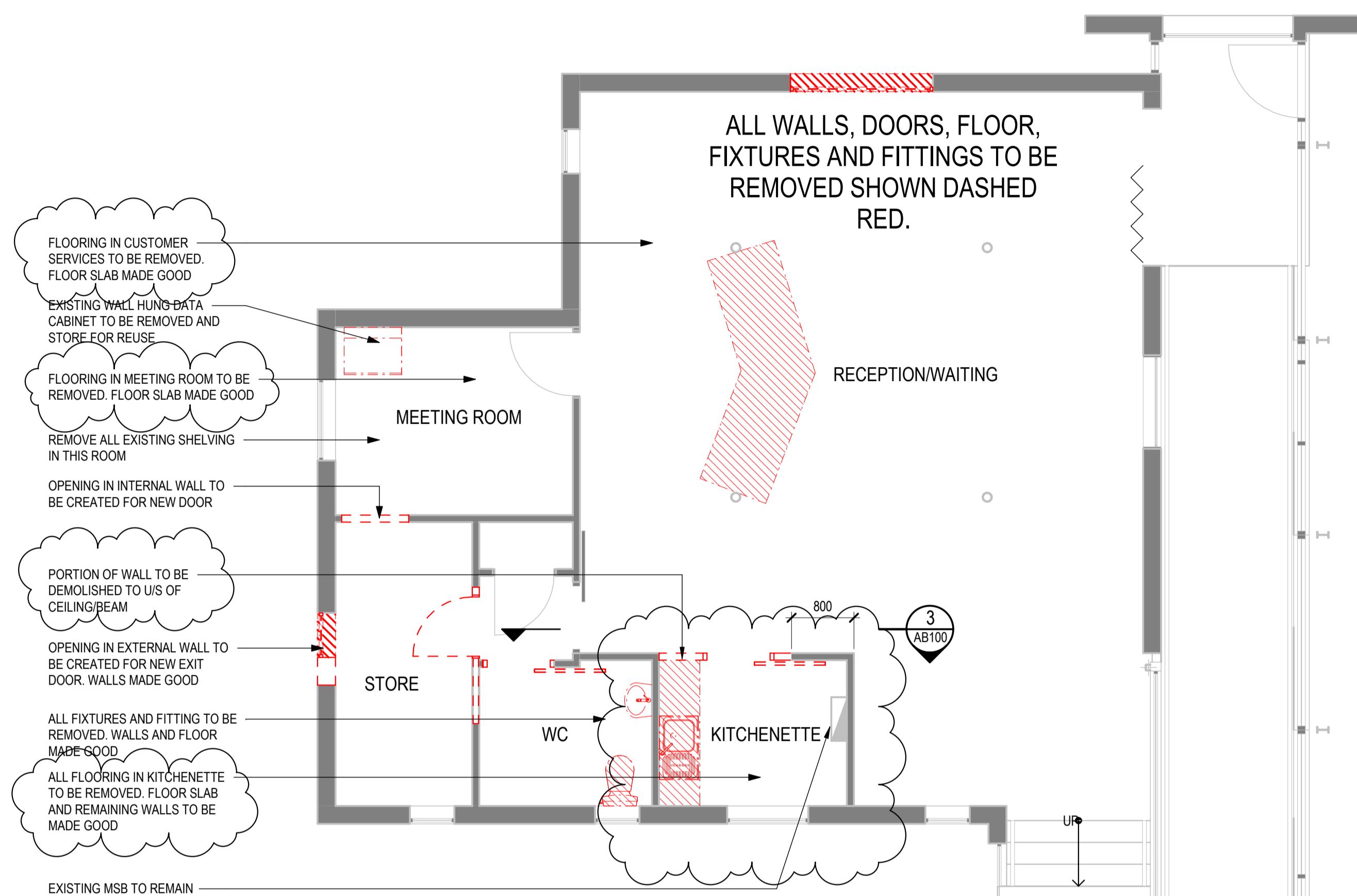
- SITE DIMENSIONS
 - CONFIRM PARTITION SETOUT ON SITE WITH ARCHITECT.
 - THE CONTRACTOR IS TO VERIFY ALL DIMENSIONS ON SITE BEFORE ORDERING OR MANUFACTURING.
- ASSOCIATED DOCUMENTS
 - REFER TO THE PARTITION PLAN FOR DETAILS AND SETOUT OF THE NEW LAYOUT
- DEMOLITION GENERALLY
 - MAKE GOOD AND REPLACE WHERE NECESSARY. ALL FINISHES AND TRIM AFFECTED BY THE DEMOLITION REMOVE ALL DEMOLISHED MATERIALS FROM SITE UNLESS NOTED TO BE SET ASIDE FOR RE-USE IN THE NEW LAYOUT OR TO BE RECLAIMED BY THE OWNER.
 - REMOVE EXISTING FLOORING WHERE SHOWN, AND PREPARE EXISTING FLOORING WHERE TO RECEIVE NEW FLOOR FINISH.
 - WHERE PART OF A SURFACE IS AFFECTED BY DEMOLITION, THE ENTIRE PLANE OF THAT SURFACE IS TO BE REFINISHED. ALLOW FOR PLASTER SKIM TO AFFECTED AREAS OF PLASTERBOARD LININGS.
- EXISTING CEILINGS
 - EXISTING CEILINGS TO REMAIN. REPLACE/PATCH CEILING WHERE DAMAGED DURING DEMOLITION.
- EXISTING SERVICES
 - STRIP OUT ALL EXISTING SERVICES IN PARTITIONS OR CABINERY UNITS TO BE DEMOLISHED AND REMOVE ALL REDUNDANT EQUIPMENT AND FITTINGS UNLESS NOTED OTHERWISE.
 - ALL EXISTING EMERGENCY LIGHTING WITHIN DEMOLITION AREA SHALL BE RETAINED.
 - ALL REDUNDANT CABLING AND PIPEWORK (DRAINAGE AND SUPPLY) IS TO BE REMOVED, OR CAPPED OFF WITHIN ACCESSIBLE CEILING VOIDS AND DUCTS AS AGREED WITH THE PROJECT MANAGER.
 - REFER TO THE REFLECTED CEILING AND SERVICES PLANS FOR OTHER ADDITIONAL ELECTRICAL FITTINGS AND OUTLETS TO BE REMOVED

DEMOLITION WORKS LEGEND

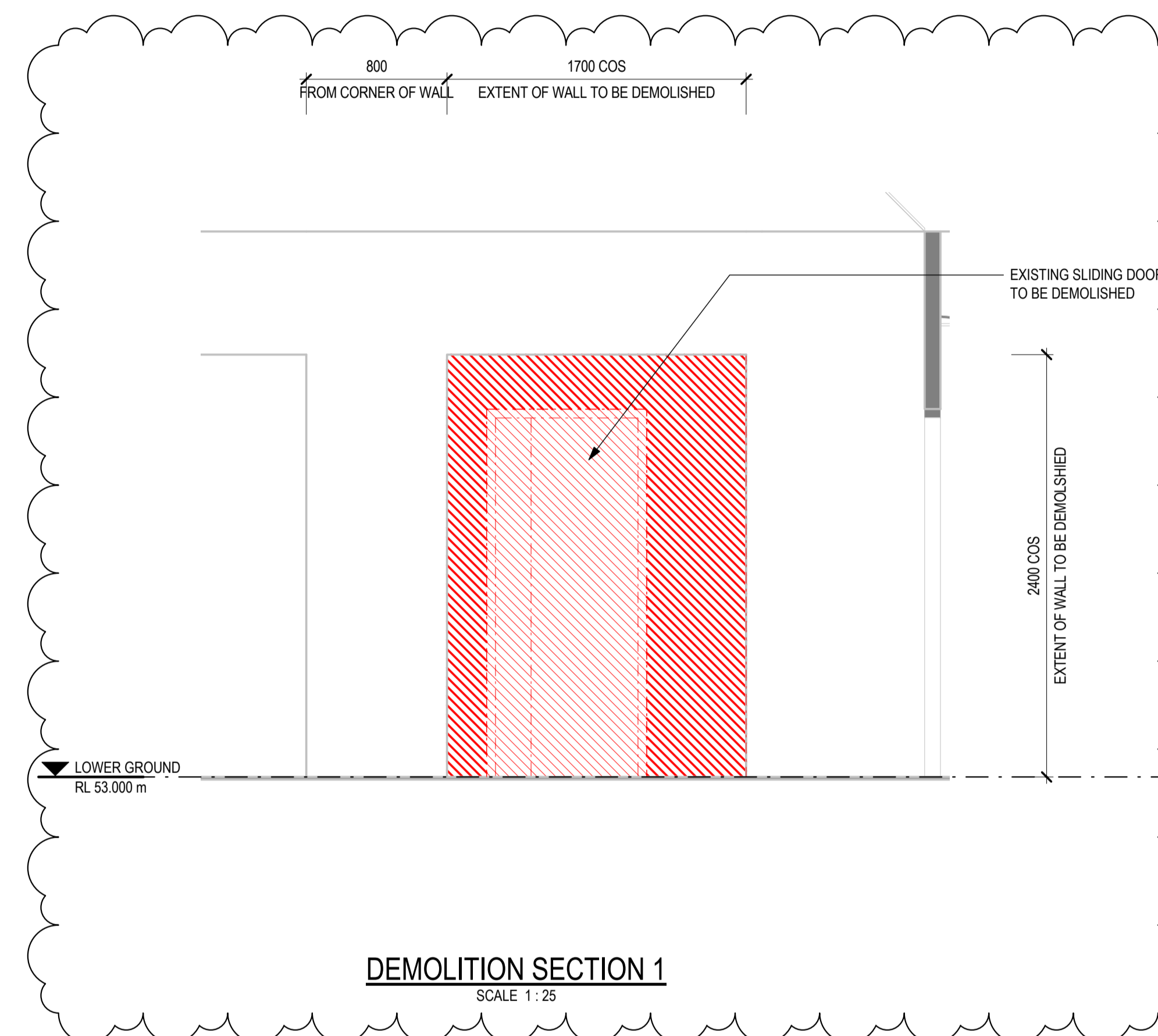
- DENOTES EXISTING BUILDING ELEMENTS & FURNITURE ITEMS TO REMAIN UNO
- DENOTES EXISTING BUILDING ELEMENTS & FURNITURE ITEMS TO BE DEMOLISHED UNO
- DENOTES EXISTING CEILINGS TO BE DEMOLISHED UNO
- DENOTES EXISTING CEILING TO BE REMOVED.

Note:

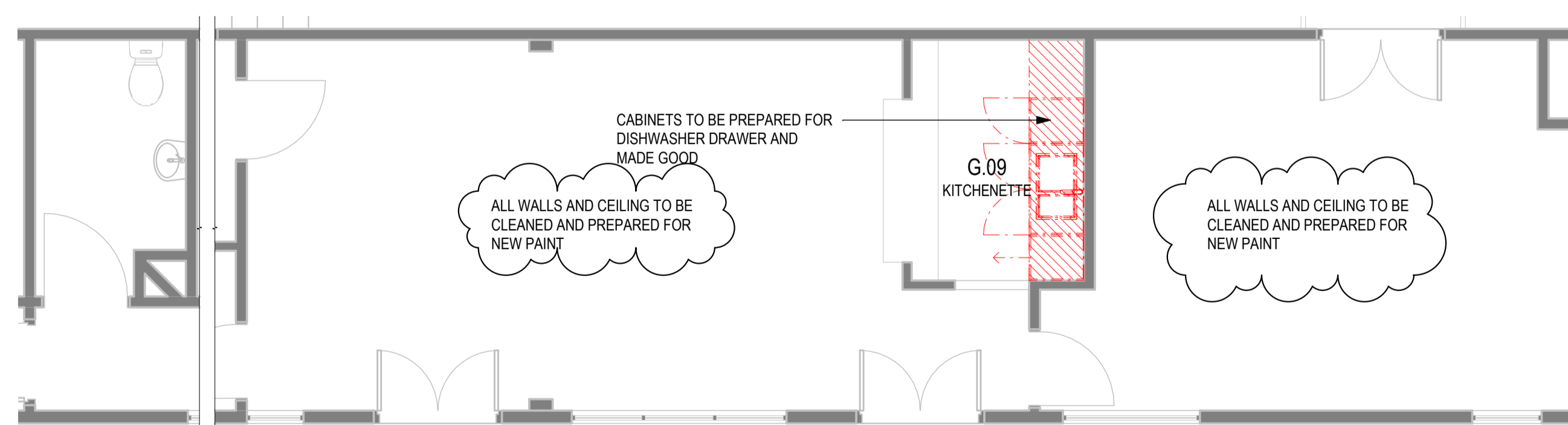
- IF ANY WORK IDENTIFIED INVOLVES PAINT CONTAINING LEAD, PROCEED IN ACCORDANCE WITH:
- HNZ PAINT CONTAINING LEAD MANAGEMENT & CONTROL POLICY HS-214
 - WORKSAFE GUIDELINES FOR THE MANAGEMENT OF LEAD BASED PAINT
 - SPECIFICATION SECTION 6700R - RESENE PAINTING GENERAL



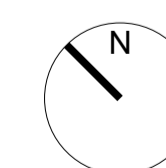
DEMOLITION PLAN - iSITE
SCALE 1:50



DEMOLITION SECTION 1
SCALE 1:25



DEMOLITION PLAN - RWB1
SCALE 1:50



FOR TENDER/BUILDING CONSENT

C	REVISED TENDER	20/03/23
B	REVISED TENDER/BUILDING CONSENT	08/07/22
A	FOR TENDER/BUILDING CONSENT	03/09/21
No	Revision	Drawn Date



GHDWOODHEAD
creativespaces

Level 3, GHD Centre 27 Napier Street
Freemans Bay, Auckland 1011 New Zealand
T 61 9 370 8000 F 61 9 370 8001
E akimail@ghd.com W www.ghd.com

Conditions of Use.
This document may only be used by GHD's client (and any other person who GHD has agreed can use this document) for the purpose for which it was prepared and must not be used by any other person or for any other purpose.

DO NOT SCALE
Scale As indicated

Client **WAITOMO DISTRICT COUNCIL**
Project **iSITE / RWB1 REFURBISHMENT**
Title **DEMOLITION PLAN**

Original Size **A1** Drawing No: **12545999-AB100**

Rev: **C**

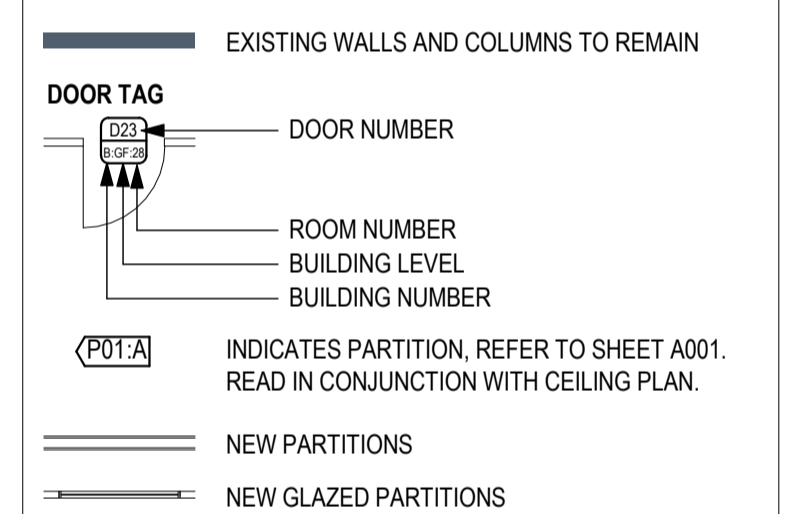
GENERAL NOTES

- ASSOCIATED DOCUMENTS
 - ALL DRAWINGS MUST BE READ IN CONJUNCTION WITH THE SCHEDULES, TECHNICAL SPECIFICATIONS AND CONTRACT DOCUMENTS.
 - ANY DISCREPANCIES ARE TO BE CLARIFIED WITH THE DESIGNER BEFORE ORDERING OR MANUFACTURING.
- REFER TO 600 SERIES SHEETS FOR DETAILS TO ALL NEW PARTITIONS.
- REFER TO THE SCHEDULES FOR DETAILS OF ALL INTERIOR CODED ELEMENTS SHOWN ON THE DRAWINGS.
- THE SCHEDULE DESCRIBES IN DETAIL FINISHES, MATERIALS, FIXINGS AND COMPONENT ASSEMBLIES.
- REFER TO SERVICE ENGINEER DRAWINGS FOR STRUCTURAL, ELECTRICAL, MECHANICAL, ACOUSTIC AND PASSIVE FIRE DETAILS AND PLANS.

PARTITION NOTES

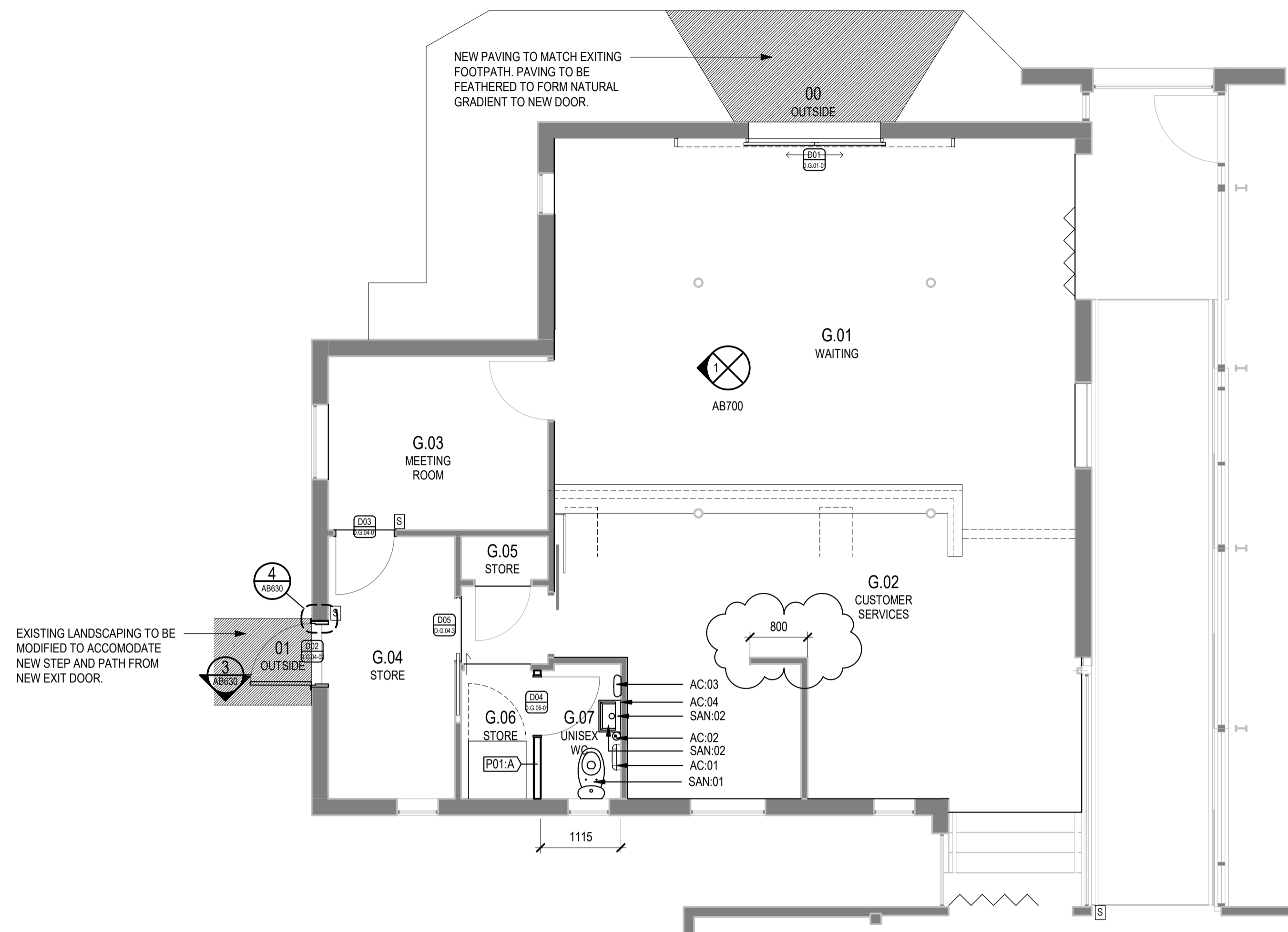
- SITE DIMENSIONS
 - CONFIRM PARTITION SETOUT ON SITE WITH ARCHITECT.
 - THE CONTRACTOR IS TO VERIFY ALL DIMENSIONS ON SITE BEFORE ORDERING OR MANUFACTURING.
- ASSOCIATED DOCUMENTS
 - REFER SPECIFICATION AND SCHEDULES FOR FURTHER DETAILS. ANY DISCREPANCIES ARE TO BE CLARIFIED WITH THE DESIGNER BEFORE ORDERING OR MANUFACTURING.
 - REFER TO 700 SERIES SHEETS FOR DETAILS TO ALL NEW PARTITIONS AND SCHEDULES FOR PARTITION CONSTRUCTION CODES.
- EXISTING WALLS, SPANRELS AND COLUMNS
 - WHERE PART OF A SURFACE IS TO BE REFINISHED, THE ENTIRE PLANE OF THAT SURFACE IS TO BE REFINISHED.
- NEW PARTITIONS
 - ALL DIMENSIONS TO NEW PARTITIONS ARE TO FACE OF FRAME
 - ALL NEW PARTITIONS ARE TO BE CONSTRUCTED ON THE CONCRETE SLAB UNO.
 - PAINT FINISHES TO ALL NEW PARTITIONS ARE TO BE PA-01 EXCEPT FEATURE WALLS AS DENOTED ON PLAN.
 - PROVIDE ADDITIONAL NOGGING TO PARTITIONS TO SUPPORT JOINERY WHERE REQUIRED.
 - ADDITIONAL NOGGING AND INSTALL 12mm PLYWOOD SHEET INSTALLED BETWEEN STUDS (BEHIND PLASTERBOARD) FOR FIXING TV BRACKETS. FOR INSTALLATION OF WALL HUNG TV/AV. LOCATIONS INDICATED ON PLAN.
- ACOUSTIC/FIRE SEALS
 - WHERE EVER A NEW PARTITION JOINS A PERIMETER MULLION ENSURE ACOUSTIC SEALS ARE ADDED TO THE MOLDING CAVITY AND AROUND ANY AFFECTED SERVICES.
- NEW DOORS
 - REFER TO 900 SERIES SHEETS

LEGEND

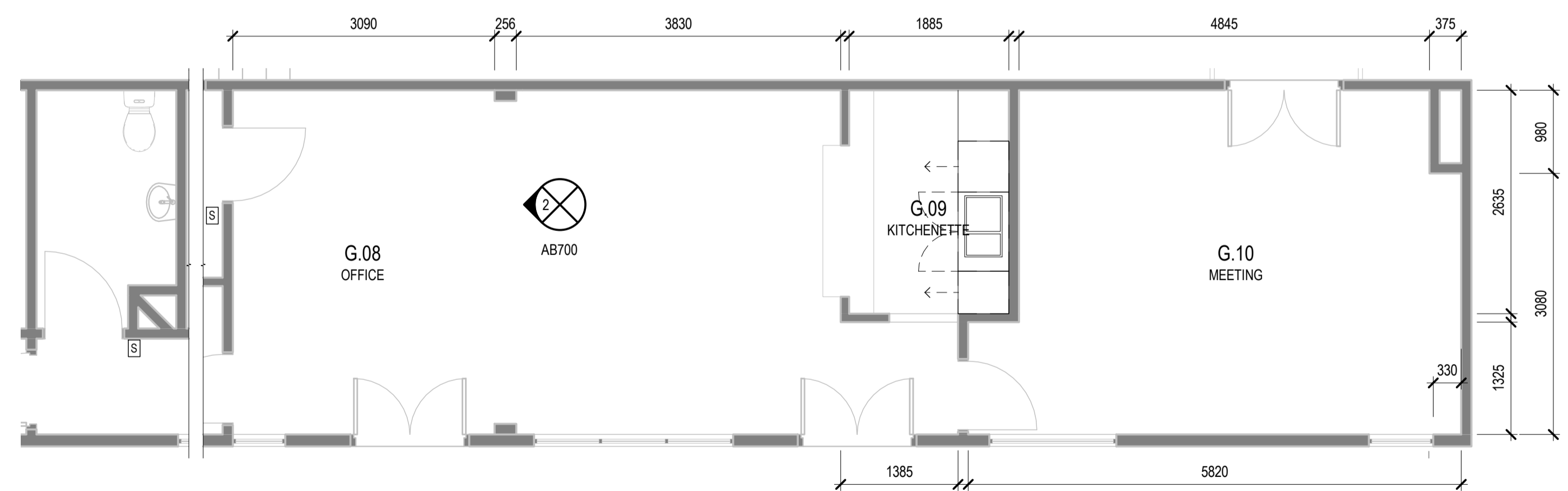


WALL/PARTITION SETOUT

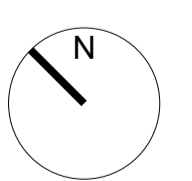
ALL SETOUT DIMENSIONS ARE TO FACE OF EXISTING WALLS, EXISTING COLUMNS, EXISTING WALLS AND FACE OF NEW PARTITION FRAMING.



PARTITION PLAN - iSITE
SCALE 1 : 50



PARTITION PLAN - RWB1
SCALE 1 : 50



FOR TENDER/BUILDING CONSENT

No	Revision	Drawn	Date
D	REVISED TENDER		20/03/23
C	REVISED TENDER/BUILDING CONSENT IN RESPONSE TO RFI		24/01/23
B	REVISED TENDER/BUILDING CONSENT		08/07/22
A	FOR TENDER/BUILDING CONSENT		03/09/21



GHDWOODHEAD
creativespaces

Level 3, GHD Centre 27 Napier Street
Freemans Bay, Auckland 1011 New Zealand
T 61 9 370 8000 F 61 9 370 8001
E akimal@ghd.com W www.ghd.com

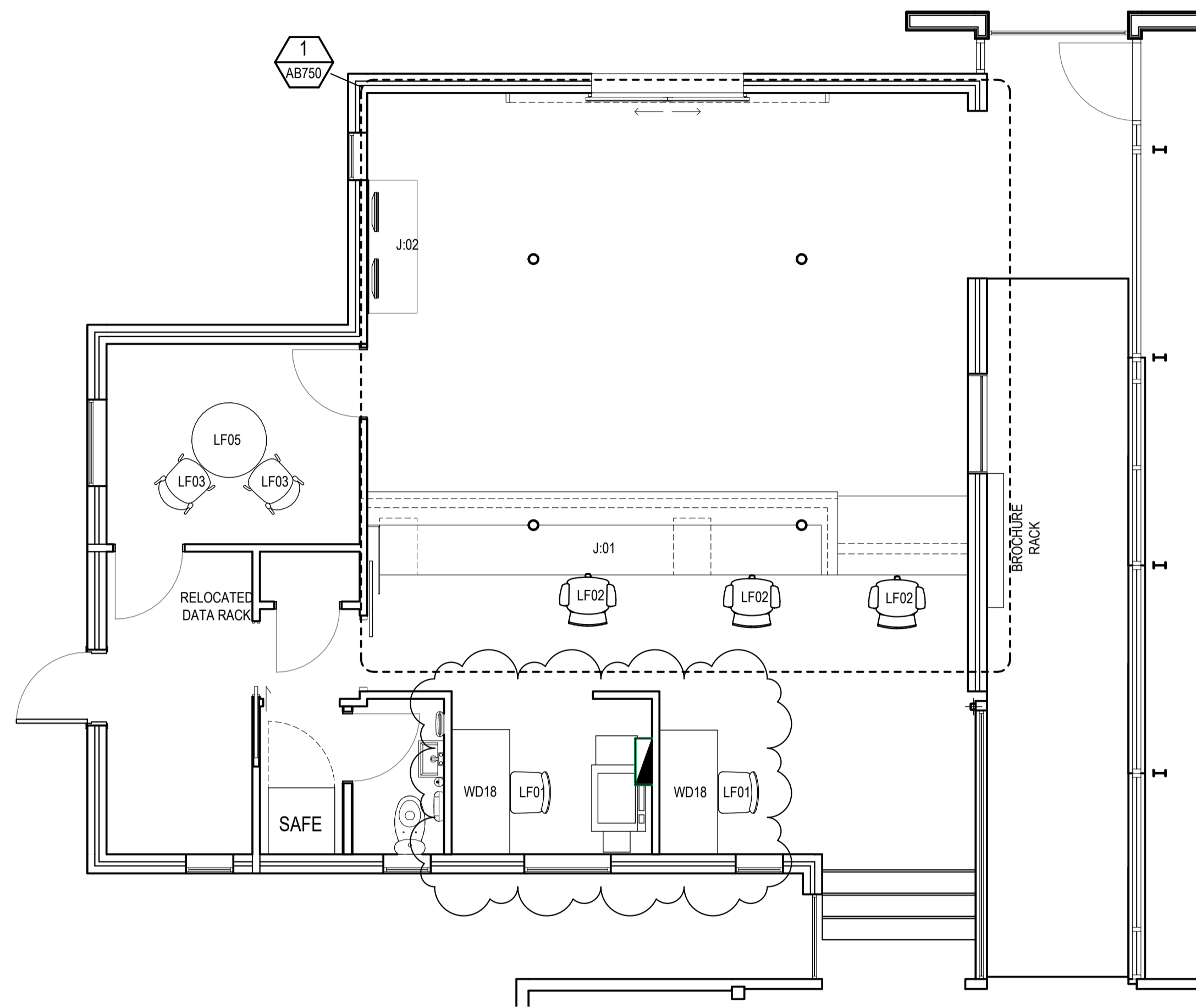
Conditions of Use.
This document may only be used by GHD's client (and any other person who GHD has agreed can use this document) for the purpose for which it was prepared and must not be used by any other person or for any other purpose.

DO NOT SCALE
Scale 1 : 50

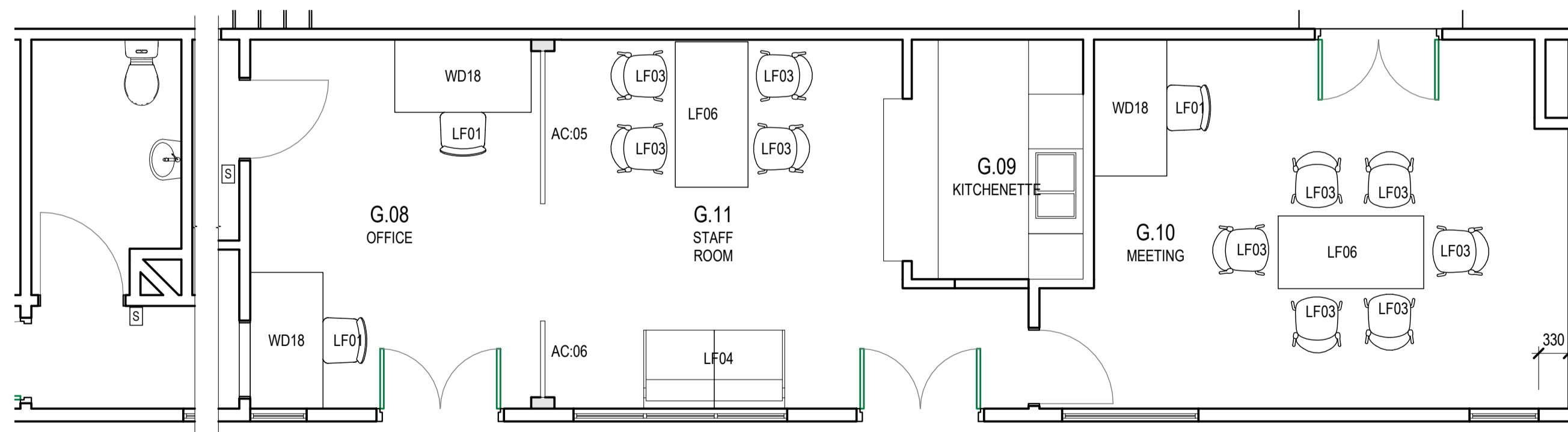
Client **WAITOMO DISTRICT COUNCIL**
Project **iSITE / RWB1 REFURBISHMENT**
Title **PARTITION PLANS**

Original Size **A1** Drawing No: **12545999-AB200**

Rev: **D**



FURNITURE PLAN - iSITE
SCALE 1:50



FURNITURE PLAN - RWB1
SCALE 1:50

FURNITURE SCHEDULE									
SPACE	CODE	DESCRIPTION	SIZE (WXDXH)	MODEL	SUPPLIER	FINISH	NOTES	STATUS	
G.02	EQ01	PRINTER/COPIER							EXTG
G.01	EQ02	24" MONITOR							EXTG
G.01	EQ02	24" MONITOR							EXTG
G.01	EQ03	TELEVISION - 55"							NEW
G.02	LF01	TASK CHAIR		METRO	BURO	BLACK SEAT WITH CHROME BASE	NO ARMS		NEW
G.02	LF01	TASK CHAIR		METRO	BURO	BLACK SEAT WITH CHROME BASE	NO ARMS		NEW
G.08	LF01	TASK CHAIR		METRO	BURO	BLACK SEAT WITH CHROME BASE	NO ARMS		NEW
G.08	LF01	TASK CHAIR		METRO	BURO	BLACK SEAT WITH CHROME BASE	NO ARMS		NEW
G.10	LF01	TASK CHAIR		METRO	BURO	BLACK SEAT WITH CHROME BASE	NO ARMS		NEW
G.02	LF02	TASK CHAIR							EXTG
G.02	LF02	TASK CHAIR							EXTG
G.02	LF02	TASK CHAIR							EXTG
G.03	LF03	MEETING CHAIR					CLIENT FACING		NEW
G.03	LF03	MEETING CHAIR					CLIENT FACING		NEW
G.11	LF03	MEETING CHAIR					CLIENT FACING		NEW
G.10	LF03	MEETING CHAIR					CLIENT FACING		NEW
G.10	LF03	MEETING CHAIR					CLIENT FACING		NEW
G.10	LF03	MEETING CHAIR					CLIENT FACING		NEW
G.11	LF03	MEETING CHAIR					CLIENT FACING		NEW
G.11	LF03	MEETING CHAIR					CLIENT FACING		NEW
G.10	LF03	MEETING CHAIR					CLIENT FACING		NEW
G.10	LF03	MEETING CHAIR					CLIENT FACING		NEW
G.11	LF03	MEETING CHAIR					CLIENT FACING		NEW
G.10	LF03	MEETING CHAIR					CLIENT FACING		NEW
G.10	LF03	MEETING CHAIR					CLIENT FACING		NEW
G.11	LF03	MEETING CHAIR					CLIENT FACING		NEW
G.10	LF03	MEETING CHAIR					CLIENT FACING		NEW
G.11	LF04	2 SEATER SOFA							NEW
G.03	LF05	CAFE TABLE	900DIA X 720H	ISSA SPOT TABLE			LP01		NEW
G.11	LF06	MEETING TABLE - RECTANGULAR	1600W X 800D X 720H	OKIDOKI FOLDING TABLE	VIDAK		LP01		NEW
G.10	LF06	MEETING TABLE - RECTANGULAR	1600W X 800D X 720H	OKIDOKI FOLDING TABLE	VIDAK		LP01		NEW
G.02	WD18	WORKDESK	1500W X 800D X 720H						NEW
G.02	WD18	WORKDESK	1500W X 800D X 720H						NEW
G.08	WD18	WORKDESK	1500W X 800D X 720H						NEW
G.08	WD18	WORKDESK	1500W X 800D X 720H						NEW
G.10	WD18	WORKDESK	1500W X 800D X 720H						NEW

GENERAL NOTES

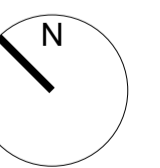
- ASSOCIATED DOCUMENTS
 - ALL DRAWINGS MUST BE READ IN CONJUNCTION WITH THE SCHEDULES, TECHNICAL SPECIFICATIONS AND CONTRACT DOCUMENTS.
 - ANY DISCREPANCIES ARE TO BE CLARIFIED WITH THE DESIGNER BEFORE ORDERING OR MANUFACTURING.
- REFER TO 600 SERIES SHEETS FOR DETAILS TO ALL NEW PARTITIONS.
- REFER TO THE SCHEDULES FOR DETAILS OF ALL INTERIOR CODED ELEMENTS SHOWN ON THE DRAWINGS.
- THE SCHEDULE DESCRIBES IN DETAIL FINISHES, MATERIALS, FIXINGS AND COMPONENT ASSEMBLIES.
- REFER TO SERVICE ENGINEER DRAWINGS FOR STRUCTURAL, ELECTRICAL, MECHANICAL, ACOUSTIC AND PASSIVE FIRE DETAILS AND PLANS.

FURNITURE & FITTINGS NOTES

- SITE DIMENSIONS
 - CONFIRM PARTITION SETOUT ON SITE WITH ARCHITECT.
 - THE CONTRACTOR IS TO VERIFY ALL DIMENSIONS ON SITE BEFORE ORDERING OR MANUFACTURING.
- ASSOCIATED DOCUMENTS
 - TO BE READ IN CONJUNCTION WITH THE ARCHITECTURAL SCHEDULES.
 - REFER TO JOINERY DETAIL DRAWINGS FOR ALL FF&E AND ACCESSORY ITEMS ASSOCIATED WITH JOINERY. NOT ALL ITEMS ARE CODED IN THIS DRAWING.
 - REFER COMMUNICATIONS AND ELECTRICAL FOR ALL AV EQUIPMENT.
- FURNITURE CONSTRUCTION AND FINISHES
 - ALL ITEMS TO BE INSTALLED AS PER MANUFACTURER'S RECOMMENDATIONS.
 - ALL ITEMS TO BE ACCESSIBLE AND AMBULANT FACILITIES TO BE INSTALLED IN ACCORDANCE WITH NZS4121:2011 TO ENSURE COMPLIANCE.
 - CHECK ALL ACCESSORY, FIXTURE AND EQUIPMENT DIMENSIONS AND SPECIFICATIONS AND REQUIREMENTS PRIOR TO INSTALLATION.
 - MANUFACTURER/INSTALLER TO ENSURE SHELVING IS SECURELY FIXED TO WALL TO PREVENT TOPPLING.
 - ALL LARGE ITEMS MUST BE DEMOUNTABLE TO BE ABLE TO FIT INSIDE 850mm WIDE OPENING.
 - WHERE PROPRIETARY ITEM IS SPECIFIED, IT IS INTENDED THAT THE ITEM SUPPLIED BE THAT PRODUCT. IF THE ITEM HAS BEEN DISCONTINUED OR SUPERSEDED THE CONTRACTOR IS TO SUPPLY THE LATEST RELEASED EQUIVALENT OR BETTER FOR APPROVAL BY THE DESIGNER.
- WINDOW TREATMENTS
 - ALL NEW BLINDS AND CURTAINS ARE TO BE AS SHOWN ON PLAN.
- SITE ACCESS
 - CONTRACTOR IS TO VERIFY ACCESS TO SITE FOR LOADING NEW FURNITURE PRIOR TO INSTALLATION AND CONFIRM ACCEPTANCE.

ITEM CODES:

- J DENOTES JOINERY ITEMS
- AC ACCESSORIES
- SAN SANITARY
- TA TAPWARE



FOR TENDER/BUILDING CONSENT

C	REVISED TENDER	20/03/23
B	REVISED TENDER/BUILDING CONSENT	08/07/22
A	FOR TENDER/BUILDING CONSENT	03/09/21
No	Revision	Drawn Date



GHDWOODHEAD
creativespaces

Level 3, GHD Centre 27 Napier Street
Freemans Bay, Auckland 1011 New Zealand
T 61 9 370 8000 F 61 9 370 8001
E akimail@ghd.com W www.ghd.com

Conditions of Use.
This document may only be used by GHD's client (and any other person who GHD has agreed can use this document) for the purpose for which it was prepared and must not be used by any other person or for any other purpose.

DO NOT SCALE

Scale 1:50

Client **WAITOMO DISTRICT COUNCIL**
Project **iSITE / RWB1 REFURBISHMENT**
Title **FURNITURE PLANS**

Original Size **A1** Drawing No: **12545999-AB210**

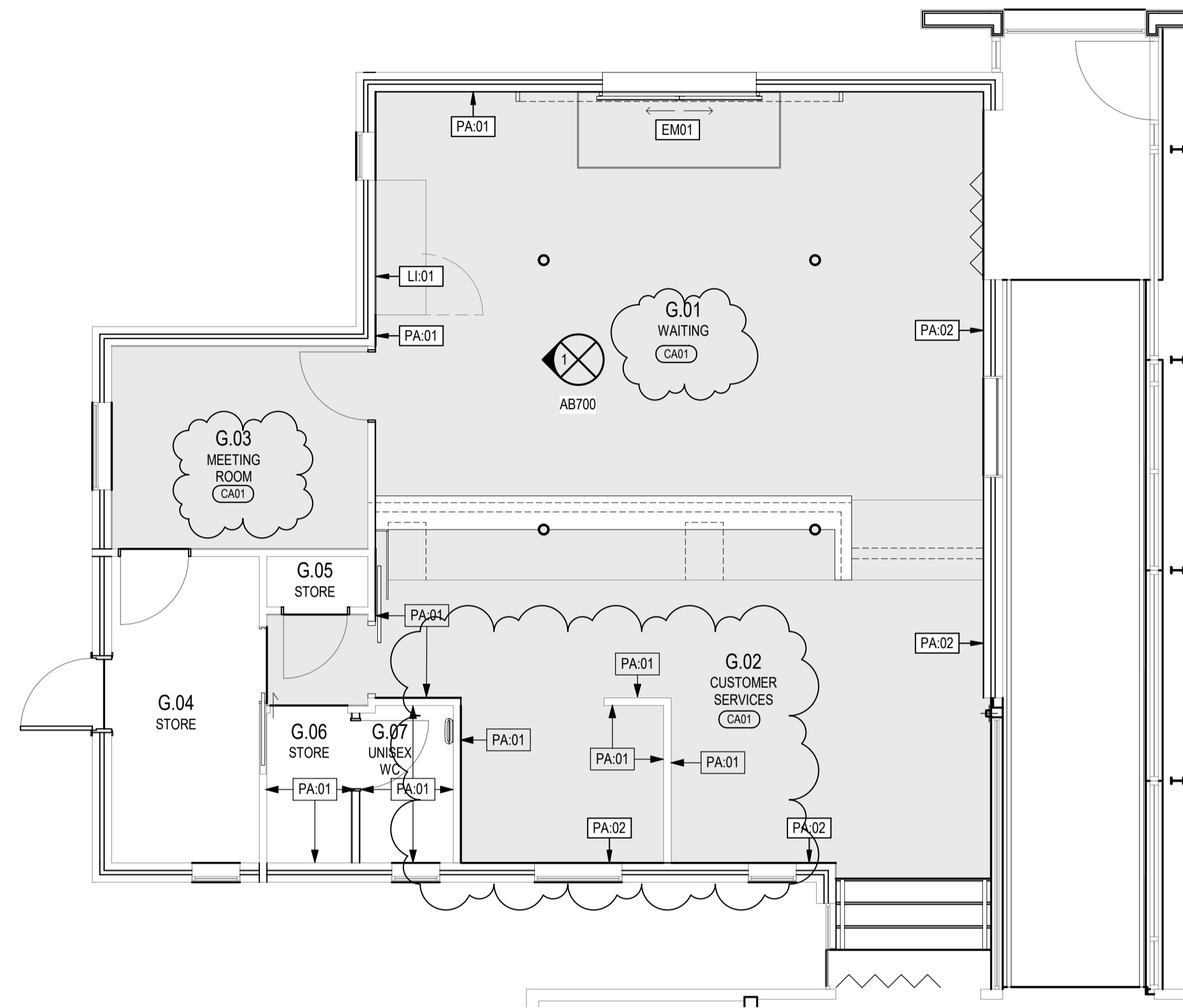
Rev: **C**

GENERAL NOTES

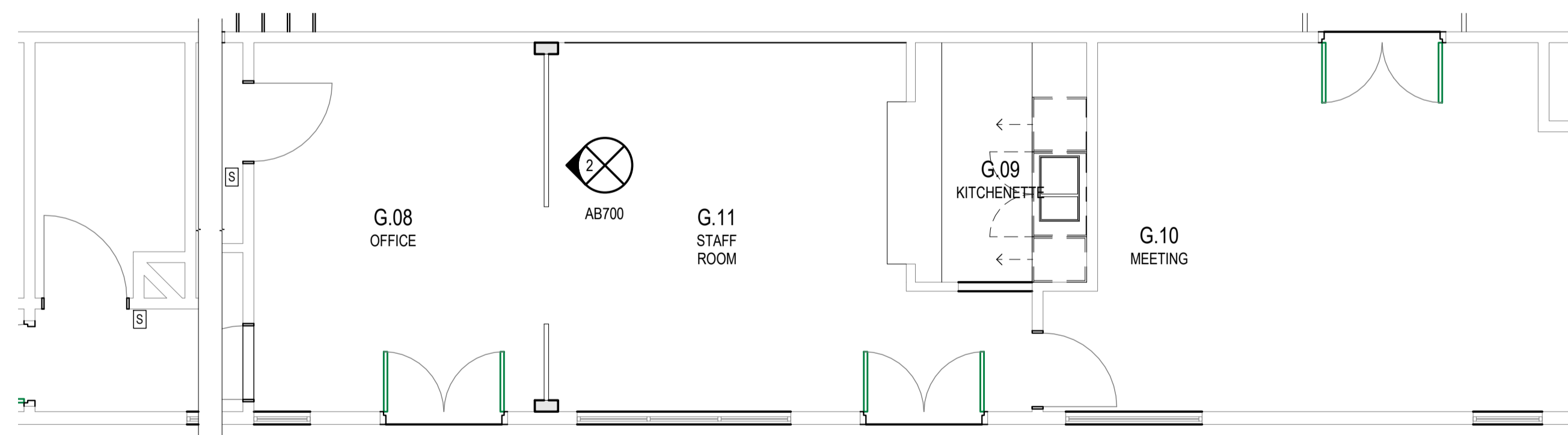
- ASSOCIATED DOCUMENTS
 - ALL DRAWINGS MUST BE READ IN CONJUNCTION WITH THE SCHEDULES, TECHNICAL SPECIFICATIONS AND CONTRACT DOCUMENTS.
 - ANY DISCREPANCIES ARE TO BE CLARIFIED WITH THE DESIGNER BEFORE ORDERING OR MANUFACTURING.
- REFER TO 600 SERIES SHEETS FOR DETAILS TO ALL NEW PARTITIONS.
- REFER TO THE SCHEDULES FOR DETAILS OF ALL INTERIOR CODED ELEMENTS SHOWN ON THE DRAWINGS.
- THE SCHEDULE DESCRIBES IN DETAIL FINISHES, MATERIALS, FIXINGS AND COMPONENT ASSEMBLIES.
- REFER TO SERVICE ENGINEER DRAWINGS FOR STRUCTURAL, ELECTRICAL, MECHANICAL, ACOUSTIC AND PASSIVE FIRE DETAILS AND PLANS.

FLOOR FINISHES NOTES

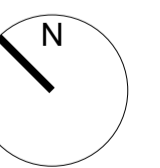
- SITE DIMENSIONS
 - THE CONTRACTOR IS TO VERIFY ALL DIMENSIONS ON SITE BEFORE ORDERING OR MANUFACTURING.
- ASSOCIATED DOCUMENTS
 - REFER TO FINISHES SCHEDULES AND SKIRTING SCHEDULE FOR SKIRTING TYPE.
 - READ IN CONJUNCTION WITH JOINERY DRAWINGS.
- EXISTING FLOORING
 - EXISTING FLOORING TO BE REMOVED WHERE NOTED ON DEMOLITION PLANS
 - ENSURE FLOOR IS LEVEL THROUGHOUT, ESPECIALLY WHERE NEW DOORS WITH THRESHOLD SEALS ARE INSTALLED
- NEW CARPET
 - INSTALL NEW CARPET IN AREAS AS NOTED



FINISHES PLAN - iSITE
SCALE 1:50



FINISHES PLAN - RWB1
SCALE 1:50



FOR TENDER/BUILDING CONSENT

No	Revision	Drawn	Date
C	REVISED TENDER		20/03/23
B	REVISED TENDER/BUILDING CONSENT		08/07/22
A	FOR TENDER/BUILDING CONSENT		03/09/21



GHDWOODHEAD
creativespaces

Level 3, GHD Centre 27 Napier Street
Freemans Bay, Auckland 1011 New Zealand
T 61 9 370 8000 F 61 9 370 8001
E akimail@ghd.com W www.ghd.com

Conditions of Use.
This document may only be used by GHD's client (and any other person who GHD has agreed can use this document) for the purpose for which it was prepared and must not be used by any other person or for any other purpose.

DO NOT SCALE

Scale 1:50

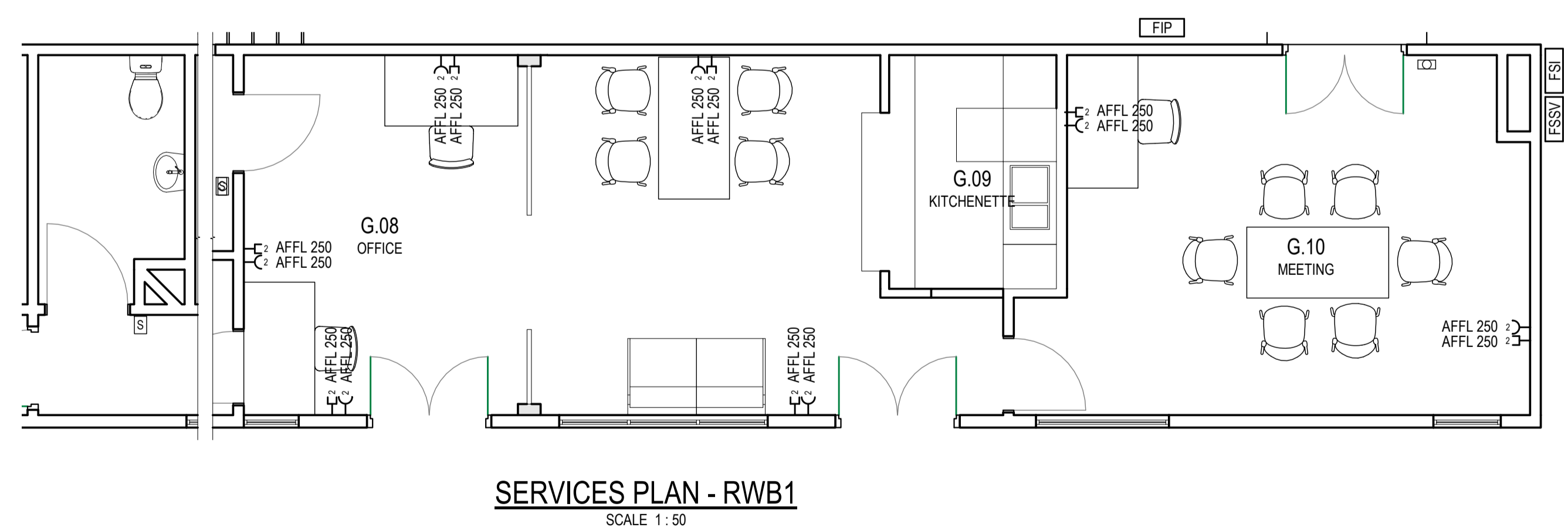
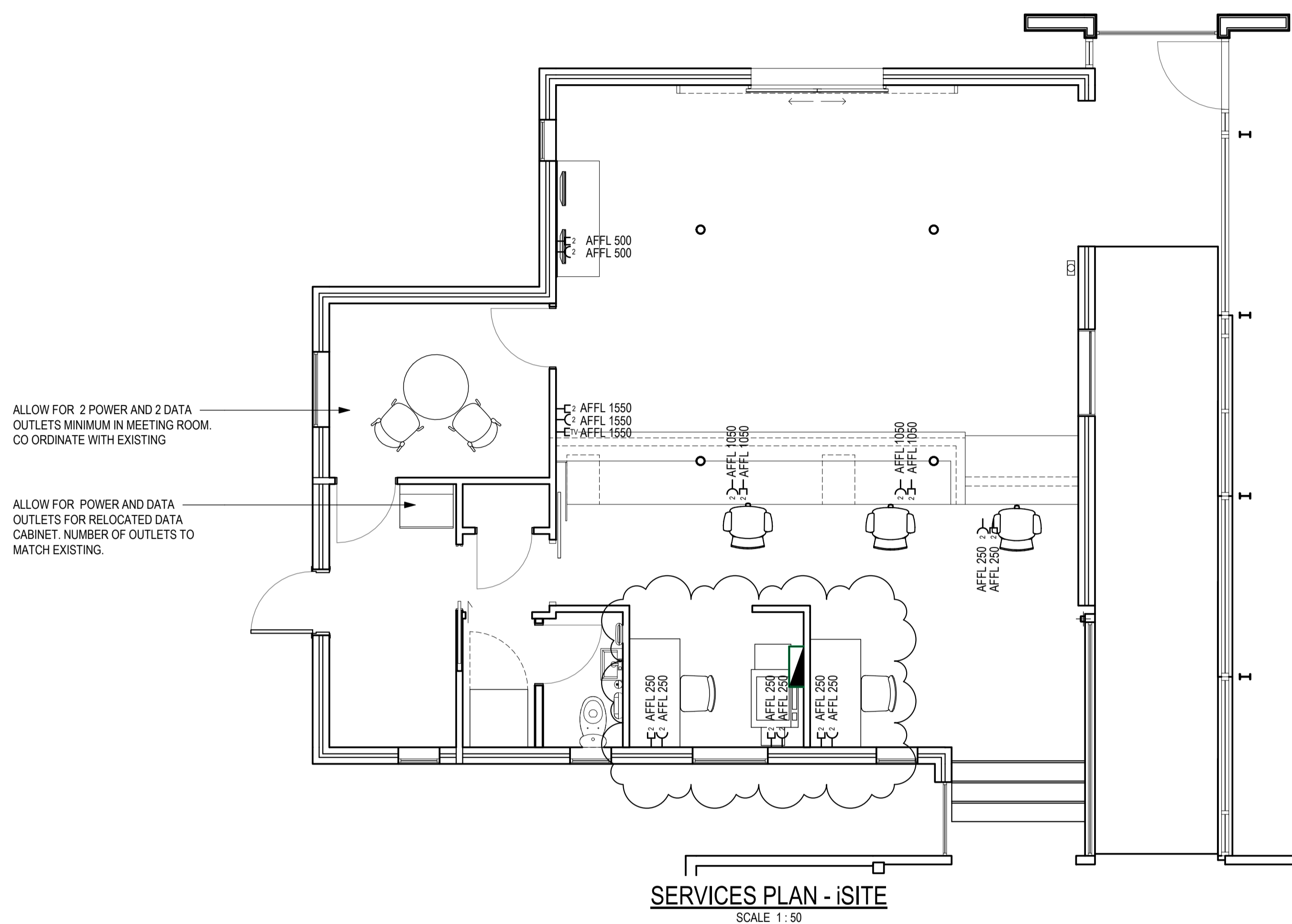
Client **WAITOMO DISTRICT COUNCIL**
Project **iSITE / RWB1 REFURBISHMENT**
Title **FINISHES PLANS**

Original Size **A1** Drawing No: **12545999-AB220**

Rev: **C**

GENERAL NOTES

1. ASSOCIATED DOCUMENTS
 - ALL DRAWINGS MUST BE READ IN CONJUNCTION WITH THE SCHEDULES, TECHNICAL SPECIFICATIONS AND CONTRACT DOCUMENTS.
 - ANY DISCREPANCIES ARE TO BE CLARIFIED WITH THE DESIGNER BEFORE ORDERING OR MANUFACTURING.
2. REFER TO 600 SERIES SHEETS FOR DETAILS TO ALL NEW PARTITIONS.
3. REFER TO THE SCHEDULES FOR DETAILS OF ALL INTERIOR CODED ELEMENTS SHOWN ON THE DRAWINGS.
4. THE SCHEDULE DESCRIBES IN DETAIL FINISHES, MATERIALS, FIXINGS AND COMPONENT ASSEMBLIES.
5. REFER TO SERVICE ENGINEER DRAWINGS FOR STRUCTURAL, ELECTRICAL, MECHANICAL, ACOUSTIC AND PASSIVE FIRE DETAILS AND PLANS.



No	Revision	Drawn	Date
D	REVISED TENDER		20/03/23
C	REVISED TENDER/BUILDING CONSENT IN RESPONSE TO RFI		24/01/23
B	REVISED TENDER/BUILDING CONSENT		08/07/22
A	FOR TENDER/BUILDING CONSENT		03/09/21



GHDWOODHEAD
creativespaces
Level 3, GHD Centre 27 Napier Street
Freemans Bay, Auckland 1011 New Zealand
T 61 9 370 8000 F 61 9 370 8001
E akimail@ghd.com W www.ghd.com

Conditions of Use.
This document may only be used by GHD's client (and any other person who GHD has agreed can use this document) for the purpose for which it was prepared and must not be used by any other person or for any other purpose.
DO NOT SCALE
Scale 1:50

FOR TENDER/BUILDING CONSENT

Client **WAITOMO DISTRICT COUNCIL**
Project **iSITE / RWB1 REFURBISHMENT**
Title **SERVICES FLOOR PLAN**

Original Size **A1** Drawing No: **12545999-AB300** Rev: **D**